




























wham[®]
BOX

	Code	Description	Dimensions (cm)	Weight (kg)
1	 17704  17705	6.01 8L	39 x 27.5 x 10	0.555
2	 17900  17901	5.01 9L	38 x 23 x 15	0.563
3	 17755  17756	7.01 14.75L	49 x 38.5 x 10.5	0.95
4	 17875  17876	6.03 16L	39 x 27.5 x 20	0.701
5	 17779  17780	7.02 23.5L	49 x 38.5 x 15	0.991
6	 17926  17927	8.01 37L	59 x 39 x 20.5	1.43
7	 17804  17805	7.03 50L	49.5 x 39.5 x 32	1.532
8	 17951  17952	8.02 54L	59 x 39 x 30	1.763
9	 17976  17977	8.03 90L	59 x 39 x 50	2.54

 Clear
  Cool Blue
  Steel

wham[®] BOX



	Code	Description	Dimensions (cm)	Weight (kg)
10	 17625	1.01 490ml Set of 4	12.5 x 8 x 12	0.286
11	 17850	9.01 800ml Set of 4	23.5 x 11.5 x 15.5	0.536
12	 13104	2.01 1.5L Set of 4	18 x 12.5 x 23	0.62
13	 17675	3.01 1.9L Set of 4	36.5 x 10.5 x 17	0.95
14	 13109	4.01 3.5L Set of 4	27.5 x 18 x 23	1.14
15	 13114	4.02 6.7L Set of 4	27.5 x 18 x 33.5	1.432
16	 13129	5.01 9L Set of 3	38 x 23 x 23.5	1.689

 Clear  Cool Blue  Steel